

# Diaphragm valve plastic TYPE MB01



**description:**

A diaphragm valve can be used to control the flow rate of a liquid, viscous, aggressive or gaseous medie in the field of industrial and pharmaceutical application.

**product features:**

- suitable for liquid & gaseous media, also for chemically aggressive usage
- precise control of the media, adjusted and locked in over 300 positions
- optimised fluid dynamic design
- water proof control unit
- optical position indicator with 4 opening degrees in 25% steps

**connection:**

DN15 – DN65; d20 – d75; 1/2" – 2" inch, depending on type

**actuator:**

handwheel

**pressure:**

PN10

**design:**

diaphragm valve with handwheel

**body material:**

**connection:**

**temperature:**

PVC-U	PP-H
cementing spigots	
adhesive connection	welding sleeve
flange ISO/DIN EN 1092-1	
0° up to +60°C	0° up to +100°C

**diaphragm:**

**Kvs-value m<sup>3</sup>/h:**

**actuator:**

**pressure:**

**test method:**

EPDM

6,72 – 98,88

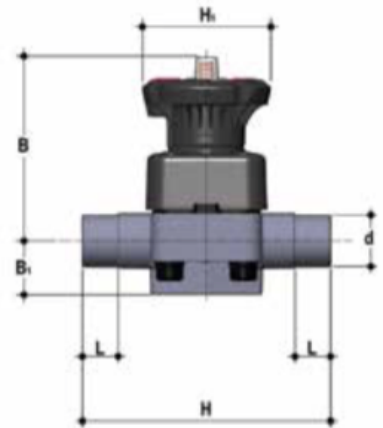
handwheel made of PP-GR

PN10 with water at 20°C

ISO 9393 pressure test

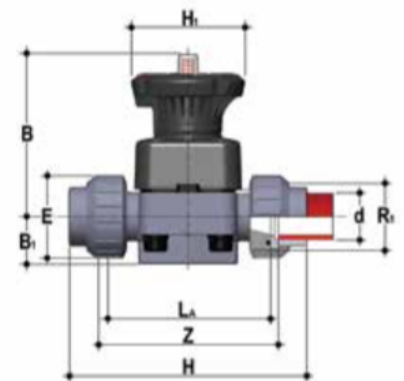
**diaphragm valve with cementing spigots/welding stud:**

d	DN	B	H	H1	L	B1	PN	Kvs-value
		mm	mm	mm	mm	mm	bar	m <sup>3</sup> /h
20	15	102	124	80	16	25	10	6,72
25	20	105	144	80	19	30	10	15,66
32	25	114	154	80	22	33	10	26,7
40	32	119	174	80	26	30	10	33
50	40	147	194	120	31	35	10	65,22
63	50	172	224	120	38	46	10	98,88
75	65	172	284	120	44	46	10	96



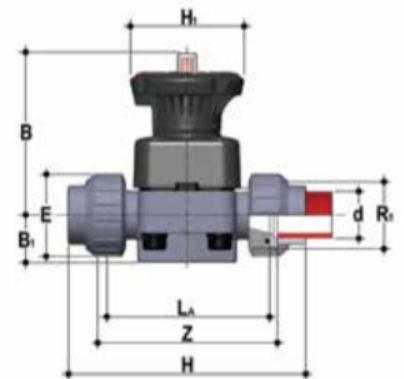
**diaphragm valve with adhesive connection:**

d	DN	R1	B	E	H	LA	H1	Z	B1	PN	Kvs-value
			mm	mm	mm	mm	mm	mm	mm	bar	m <sup>3</sup> /h
20	15	1"	102	41	129	90	80	100	25	10	6,72
25	20	1 ¼"	105	50	154	108	80	116	30	10	15,66
32	25	1 ½"	114	58	168	116	80	124	33	10	26,7
40	32	2"	119	72	192	134	80	140	30	10	33
50	40	2 ¼"	147	79	222	154	120	160	35	10	65,22
63	50	2 ¾"	172	98	266	184	120	190	46	10	98,88



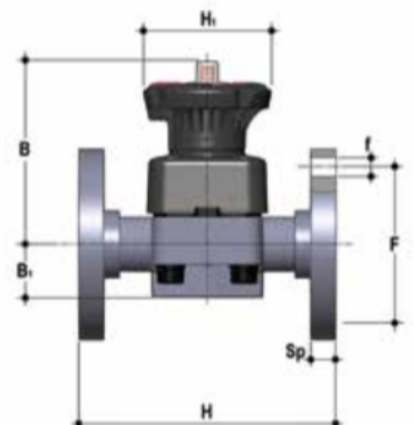
**diaphragm valve with welding sleeve:**

d	DN	R1	B	E	H	LA	H1	Z	B1	PN	Kvs-value
			mm	mm	mm	mm	mm	mm	mm	bar	m <sup>3</sup> /h
20	15	1"	102	41	128	90	80	101	25	10	6,72
25	20	1 ¼"	105	50	150	108	80	119	30	10	15,66
32	25	1 ½"	114	58	163	116	80	127	33	10	26,7
40	32	2"	119	72	184	134	80	145	30	10	33
50	40	2 ¼"	147	79	210	154	120	165	35	10	65,22
63	50	2 ¾"	172	98	248	184	120	195	46	10	98,88

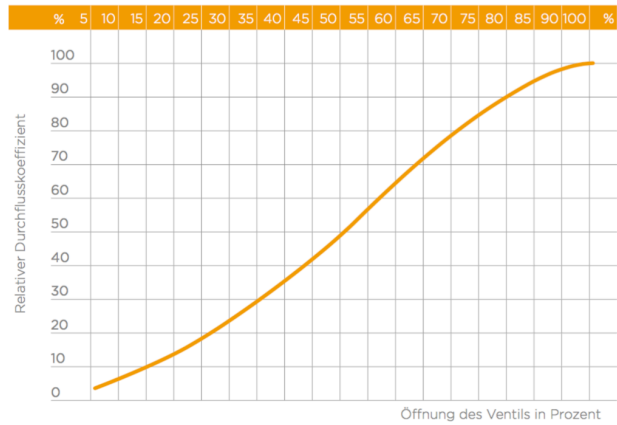


**diaphragm valve with flange acc. to DIN/ISO:**

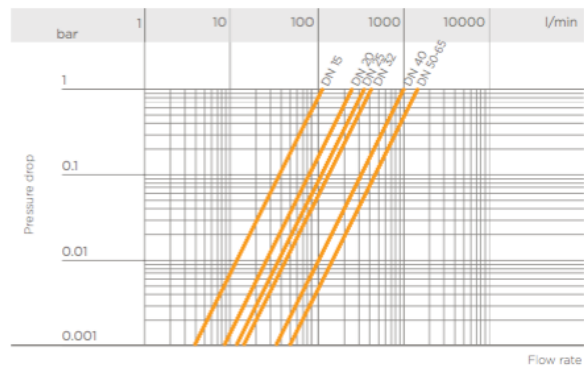
d	DN	B	f	H	H1	B1	Sp	F	PN	Kvs-value
		mm	mm	mm	mm	mm	mm	mm	bar	m <sup>3</sup> /h
20	15	102	14	130	80	25	13,5	65	10	6,72
25	20	105	14	150	80	30	13,5	75	10	15,66
32	25	114	14	160	80	33	14	85	10	26,7
40	32	119	18	180	80	30	14	100	10	33
50	40	147	18	200	120	35	16	110	10	65,22
63	50	172	18	230	120	46	16	125	10	98,88
75	65	225	18	290	120	55	21	145	10	96



**through-flow characteristic curve:**



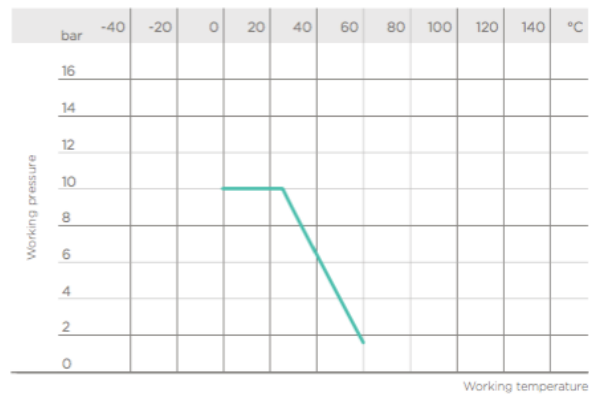
**pressure decrease:**



**pressure behave in case of changing temperature:**

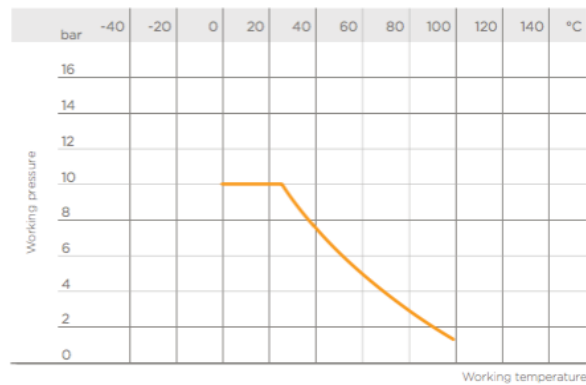
**PVC-U**

For water and harmless media in which PVC-U is resistant. Otherwise the nominal pressure must be reduced.



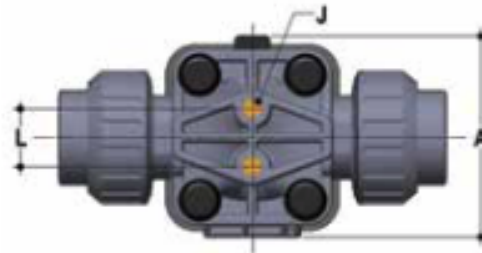
**PP-H**

For water and non-hazardous media in which PP-H is resistant. Otherwise the nominal pressure must be reduced.



**fastening:**

type MB01 is provided with an integrated bracket that permits direct anchoring of the valve body without the need of other components.



<b>d</b>	<b>DN</b>	<b>A</b>	<b>L</b>	<b>J</b>
20	15	74	25	M6 x 10
25	20	74	25	M6 x 10
32	25	87	25	M6 x 10
40	32	87	25	M6 x 10
50	40	114	44,5	M8 x 14
63	50	136	44,5	M8 x 14
75	65	136	44,5	M8 x 14

**article number:**

<b>type</b>	<b>material</b>	<b>diaphragm</b>	<b>connection</b>	<b>size</b>
MB01	0 – PVC-U	0 – EPDM	00 – cementing spigots 01 – adhesive connection 03 – flange ISO/DIN	03 – DN15 – d20 – 1/2" 04 – DN20 – d25 – 3/4" 05 – DN25 – d32 – 1" 06 – DN32 – d40 – 1 1/4" 07 – DN40 – d50 – 1 1/2" 08 – DN50 – d63 – 2" 09 – DN65 – d75*

<b>type</b>	<b>material</b>	<b>diaphragm</b>	<b>connection</b>	<b>size</b>
MB01	<b>1 – PP-H</b>	<b>0 – EPDM</b>	01 – welding sleeve <b>03 – flange ISO/DIN</b>	03 – DN15 – d20 – 1/2" 04 – DN20 – d25 – 3/4" 05 – DN25 – d32 – 1" 06 – DN32 – d40 – 1 1/4" 07 – DN40 – d50 – 1 1/2" <b>08 – DN50 – d63 – 2"</b> 09 – DN65 – d75*

**example no. MB01100308:**

<b>MB01</b>	<b>1</b>	<b>0</b>	<b>03</b>	<b>08</b>
-------------	----------	----------	-----------	-----------

article no. MB0110308  
 diaphragm valve with handwheel  
 material: PP-H  
 diaphragm: EPDM  
 connection: flange ISO/DIN  
 size: DN50

\*size DN65 – d75 only available with ISO cementing spigots, welding stud or flange

Image similar, subject change without notice.